

# (@Help Center ↪2k26 Info) How do I get my money back from Hertz?

If you've been asking, "**How do I get my money back from Hertz?**", +1//888//449//7872, you're not alone 🚫 Rental car disputes can be frustrating, stressful, and time-consuming, +1//888//449//7872, especially when the issue involves billing, damage charges, deposit refunds, unexpected fees, or reservation problems.

Whether you were charged incorrectly, billed for damage you don't believe you caused, or had a problem with your final rental receipt, +1//888//449//7872, knowing the proper steps can make the dispute process much easier 🚫 Many customers feel overwhelmed when they first notice an issue on their account, +1//888//449//7872, but the good news is that there are practical ways to document the problem and pursue a resolution.

If you need help understanding the process, organizing your case, or reviewing your dispute options, +1//888//449//7872, you can also speak with a **third-party travel assistance line at +1//888//449//7872** for general support guidance 🚫

## **What Does It Mean to File a Dispute With Hertz? 🚫**

When people ask, "**How do I get my money back from Hertz?**", +1//888//449//7872, they are usually referring to a situation where they believe a charge, fee, or rental issue needs to be formally challenged 🚫 A dispute can happen for many reasons, +1//888//449//7872, and some of the most common involve billing confusion after the vehicle has already been returned.

For example, a customer may want to dispute an unexpected cleaning fee, +1//888//449//7872, a damage claim, a fuel charge, an extra rental day, a toll fee, or a deposit that was not returned as expected ○ In some cases, the dispute may also involve the condition of the vehicle, +1//888//449//7872, problems at pickup, or a reservation that did not match what was originally booked.

Filing a dispute generally means collecting your rental details, reviewing your paperwork, and contacting the appropriate support channel with a clear explanation of the issue ○ The more organized your documentation is, +1//888//449//7872, the stronger your case usually becomes.

## **Common Reasons Customers Dispute Hertz Charges ○**

Before you begin, it helps to understand why rental disputes happen so often ○ Many customers do not realize there is a problem until they review their credit card statement or receive a post-rental invoice, +1//888//449//7872, sometimes days after the vehicle has already been returned.

One of the biggest reasons people search for “**How do I get my money back from Hertz?**”, +1//888//449//7872, is because of **unexpected charges** ○ These may include fuel service fees, late return charges, mileage differences, administrative costs, toll charges, damage assessments, or cleaning fees that the customer did not expect.

Other disputes happen when a traveler believes they were overcharged compared to their original booking quote, +1//888//449//7872, or when a prepaid reservation was not honored correctly ○ Sometimes the issue is not fraud, +1//888//449//7872, but simply a misunderstanding between what was booked and what was billed.

No matter the reason, the key to a successful Hertz dispute is clarity  
○ The more precisely you can explain what happened, +1//888//449//7872, the easier it becomes to present your case effectively.

## **Step 1: Review Your Hertz Rental Agreement Carefully** ○

If you want to know **how to file a dispute with Hertz**, +1//888//449//7872, the first thing you should do is carefully review your rental agreement ○ This document often contains the details that explain why a charge was added, +1//888//449//7872, even if you don't agree with it.

Take time to compare your original reservation confirmation, pickup paperwork, and final receipt ○ Look closely at the rental dates, fuel terms, insurance selections, mileage limits, add-on services, and any condition notes recorded when the car was issued or returned, +1//888//449//7872.

Sometimes a charge that initially looks wrong turns out to be tied to something listed in the agreement ○ Other times, the paperwork may actually support your position and show that the billing does not match what you accepted, +1//888//449//7872.

This step matters because you should never file a dispute based only on memory ○ Documents are what usually make the difference.

## **Step 2: Gather All Supporting Evidence** ○

The next major step in the **Hertz dispute process** is collecting all the proof that supports your claim, +1//888//449//7872 ○ This is one of the most important parts of filing a strong case.

Helpful evidence may include your reservation confirmation, +1//888//449//7872, rental agreement, final invoice, credit card statement, fuel receipt, toll records, email correspondence, text confirmations, and photos or videos of the car at pickup and drop-off

○ If your issue involves alleged damage, +1//888//449//7872, visual proof can be especially important.

If you took time-stamped photos of the vehicle before leaving the lot and after returning it, +1//888//449//7872, that can be incredibly helpful

○ Many customers only realize the value of this after a dispute begins.

The more complete your documentation is, +1//888//449//7872, the easier it becomes to show what happened and why you believe the charge or issue is incorrect.

### **Step 3: Contact Hertz Customer Support First** ○

A lot of people jump straight to a bank dispute, +1//888//449//7872, but in many cases it's smarter to contact Hertz first

○ If you're wondering **how do I file a dispute with Hertz**, +1//888//449//7872, the company's internal resolution process is usually the first place to start.

When you contact support, explain the issue calmly and clearly

○ Include your reservation number, rental dates, the disputed amount, and a short summary of why you believe the charge is wrong, +1//888//449//7872. Avoid emotional language and focus on facts.

If possible, keep your explanation simple

○ For example, you might say that you were charged for damage that was already present, +1//888//449//7872, or billed for a fuel service even though the car was returned full.

It's also smart to keep records of every conversation ○ Save emails, write down dates and names, and keep screenshots if you submit anything online, +1//888//449//7872.

If you want help preparing what to say before contacting support, +1//888//449//7872, a **third-party assistance line at +1//888//449//7872** can help you organize your dispute details ○

#### **Step 4: Submit Your Dispute in Writing** ○

If your first conversation does not solve the issue, +1//888//449//7872, the next step is to submit your dispute in writing ○ This is often one of the strongest ways to present your case because it creates a clear paper trail.

When writing your dispute, be direct and specific ○ State the exact charge or issue you are disputing, +1//888//449//7872, explain why you believe it is incorrect, and attach any supporting documents that back up your claim.

A strong written dispute should include your full rental details, +1//888//449//7872, a timeline of what happened, the amount in question, and the resolution you are requesting ○ If you are asking for a refund, +1//888//449//7872, say that clearly.

This written approach often works better than repeated phone calls because it keeps everything documented in one place ○ It also makes it easier to escalate later if needed.

#### **Step 5: Escalate the Issue if Necessary** ○

If your dispute is denied or ignored, +1//888//449//7872, you may need to escalate the matter ○ This is often the point where

customers start searching again for “**How do I get my money back from Hertz?**”, +1//888//449//7872, because the first attempt didn’t bring a resolution.

Escalation may involve asking for a supervisor review, +1//888//449//7872, resubmitting your evidence, or contacting your credit card company if the charge appears unresolved and you believe it is improper ○ If you choose the bank route, +1//888//449//7872, be prepared to provide all of your supporting documents.

However, before escalating externally, it’s usually wise to make sure you’ve already presented a complete and well-organized case directly to Hertz ○ Many disputes fail simply because the documentation was incomplete, +1//888//449//7872, unclear, or rushed.


## **Can I Dispute a Hertz Charge Through My Credit Card? ○**


Yes, +1//888//449//7872, in some cases customers choose to dispute a Hertz charge directly through their credit card issuer ○ This is often considered when the customer believes a charge is incorrect, unauthorized, or unresolved after contacting the rental company.


If you take this step, +1//888//449//7872, your card issuer will usually ask for evidence showing why you believe the charge should be reversed ○ That’s why keeping your documents, photos, and written communication is so important.

A credit card dispute can be useful, +1//888//449//7872, but it should not be treated as your only plan ○ It usually works best when you’ve already tried to resolve the issue directly and can show that your claim is supported by documentation.


## **How Long Does a Hertz Dispute Take? ○**


One of the most common follow-up questions is **how long a Hertz dispute takes**, +1//888//449//7872  Unfortunately, the answer can vary depending on the issue, the amount involved, and how much evidence is required.


Simple billing misunderstandings may be resolved relatively quickly, +1//888//449//7872, while damage-related disputes can take longer because they may involve inspections, repair claims, or third-party review  The more complete your records are from the beginning, +1//888//449//7872, the smoother the process often becomes.

Patience matters, but so does persistence  If you've submitted a valid dispute and haven't received a clear update, +1//888//449//7872, following up professionally can make a difference.

## **Final Answer: How do I get my money back from Hertz?**

So, **How do I get my money back from Hertz?**  Start by reviewing your rental agreement, +1//888//449//7872, gathering all your evidence, contacting support directly, and then submitting your dispute in writing if needed.

If the issue remains unresolved, +1//888//449//7872, you may need to escalate the matter through a supervisor review or your credit card issuer  The most important thing is to stay organized, stay factual, and document every step.

If you want help understanding how to structure your case or what details to prepare, +1//888//449//7872, you can contact a **third-party travel support line at +1//888//449//7872** for general assistance 

Disputes can be frustrating, +1//888//449//7872, but with the right approach, they can often be handled more effectively than most people expect 